

CLASS- I

**SUMMER HOLIDAY HOMEWORK
(2023-24)**



Dear Students,

Summer Vacation is a time for fun and frolic and an opportunity to bring you some constructive activities to enhance your learning process. Holiday assignments are designed to let the creative and latent talents, skills and desires of the children come to the surface so that they may be identified and satisfied. So dear children, let's enjoy doing the activities and ensure completion of the given assignments.

ENRICHMENT ACTIVITIES

- ❖ Learn a new hobby – swimming, roller skating, cricket, karate, golf, summer camp etc.
- ❖ Work and play are equally important. Computer games are good. They sharpen your intellect, but what about the rest of your body? You do need some exercise, don't you? Go cycling, play badminton, cricket, hide n' seek, anything that makes you run and exercise.
- ❖ Go for a nature walk with your family. You will realize you have two of the greatest gifts of life - NATURE and your FAMILY.

- ❖ Read from colourful illustrated story books. It will develop your language skills.
- ❖ 'Care and Concern' - This is your chance to look after your parents, grandparents, elders and even your younger brothers and sisters. You can surely be of some help to your family members. Ask your family members if they need some help in everyday chores.



GENERAL INSTRUCTIONS

- ❖ Ensure that the holiday homework is completed by the children themselves. Parents should only act as a guide in completing the work.
- ❖ Homework should be completed neatly as per the given instructions and school script must be followed while doing written work in all the subjects.
- ❖ Homework will be graded on the basis of neatness, creativity and originality of ideas.
- ❖ Practice writing daily in English and Hindi in old notebooks for good handwriting.
- ❖ Printout of the worksheets can be taken or the same can be done on a white A4 size sheet with name, class and topic mentioned on the top.
- ❖ **Holiday homework duly labelled must be submitted by Friday, 7 July 2023.**

ENGLISH – LEARNING BY DOING



POSTER MAKING ACTIVITY: NAMING WORDS

Prepare a poster using an A-3 size sheet of any colour. Make a border measuring 2 cm. Draw four columns and name them as 'PEOPLE', 'PLACES', 'ANIMALS' AND 'THINGS' respectively. Then paste four or five pictures in each column and label them.





CLASS – I

ENGLISH
WORKSHEET-1

USE OF IS, AM, ARE

Q) Fill in the blanks using 'is', 'am', or 'are'.

a) She _____ reading.



b) It _____ a rabbit.

c) We _____ a family.



d) I _____ a student.

e) Rahul _____ singing.




f) They _____ playing.

CLASS – I	ENGLISH WORKSHEET- 2	SINGULAR/ PLURAL (Adding – ‘s’)
------------------	---------------------------------	--

+ Singular/ Plural - Tug of War


Q) Sort the following words into Singular and Plural and put them in the correct column.

cat	stars	book	girl	flowers	eggs	hat	ups	book	fans	table	cows
-----	-------	------	------	---------	------	-----	-----	------	------	-------	------



Singular Words

Plural Words



+ English Worksheets: Do page no 46-50 and 53.

CLASS – I	ENGLISH WORKSHEET- 3	USE OF HE, SHE, IT
-----------	-------------------------	--------------------

Q) Look at the pictures and tick the correct option.



HE SHE IT



HE SHE IT



HE SHE IT



HE SHE IT



HE SHE IT



HE SHE IT



HE SHE IT



HE SHE IT



HE SHE IT

CLASS – I	ENGLISH WORKSHEET- 4	NAMING WORDS
-----------	-------------------------	--------------

Q) Write six naming words from the picture.



हिंदी: स्वयं से करो और सीखो ।

- ✚ रोचक गतिविधि- वर्णमाला में से किन्हीं चार क्रमबद्ध अक्षरों को चुनकर मनपसंद आकार में काटकर आकर्षक लटकन बनाएँ । इसके लिए छात्र उस अक्षर से शुरू होने वाले शब्दों के चित्र लगाएँ । रंगीन कागज़ या गत्ते का प्रयोग कर सकते हैं । लटकन की अधिकतम लंबाई डेढ़ फीट हो सकती है।












कक्षा - १

हिंदी कार्यपत्रक - १

बिना मात्रा वाले शब्द

प्र) दिए गए चित्रों को पहचानो और उनके नाम को पूरा करो।


	घ	र	
			र
	फ		
	श		त
		ल	
		त	
	अ	ग	
	ह		

कक्षा - १

हिंदी कार्यपत्रक- २

गिनती

प्र) पासे पर बनी बिंदियों को गिनो और सामने दिए गए अंकों के साथ उचित मिलान करो।



५
७
२
३
४
६

कक्षा -१

हिंदी कार्यपत्रक- ३

वर्णमाला

प्र) नीचे दिए गए चित्रों को देखो और उनके नाम का पहला अक्षर लिखो।

















कक्षा -१

हिंदी कार्यपत्रक- ४

आ की मात्रा

प्र) दिए गए चित्र को देखकर उसके सामने लिखे शब्दों में उचित स्थान पर 'आ' की मात्रा लगाओ।



छ त



त र



ह थ



तबल


MATHEMATICS – LEARNING BY DOING

ACTIVITY: FINGERPRINT ADDITION CLOUDS

Draw a few clouds on a blue coloured sheet. Cut them out. Paste the cut outs of the clouds on an A-3 white sheet, spacing them out a bit.

Now think of any two numbers between 1-9. Write down these two numbers as addition sums on the clouds. Then, count and solve it. Using the fingerprinting method, show the correct sum of raindrops under the cloud.

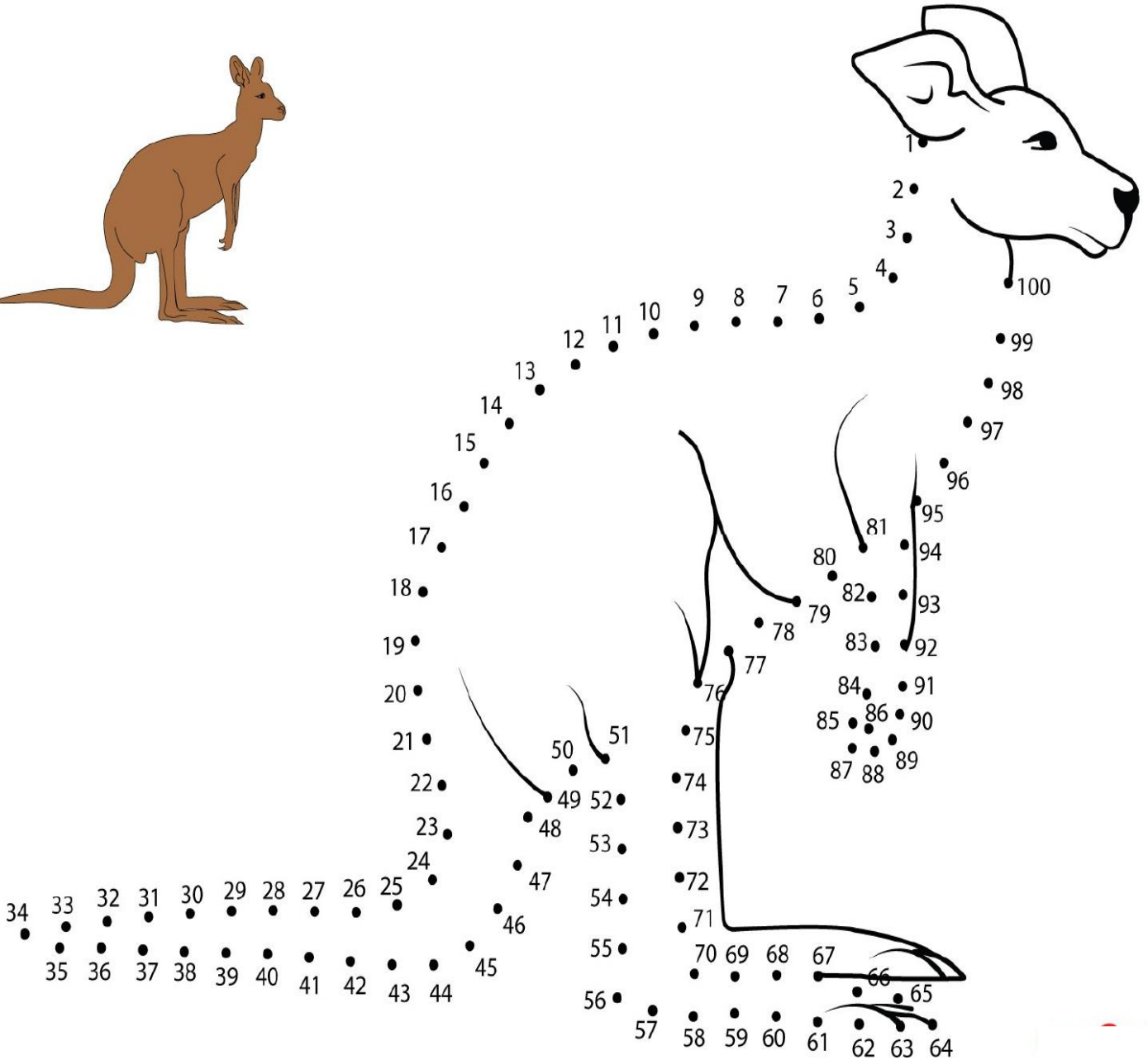
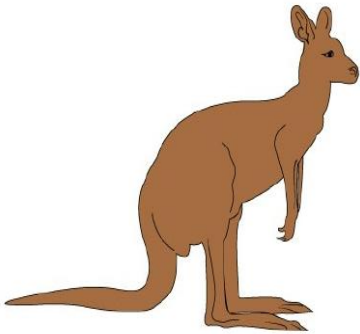
A sample has been shown for your reference.



CLASS-I	MATHEMATICS WORKSHEET- 1	NUMBERS - 1 TO 100
----------------	-------------------------------------	---------------------------



Join the dots (starting from number 1-100 in a sequence). Colour the picture and meet the Kangaroo.







CLASS-I	MATHEMATICS WORKSHEET- 2	COMPARING NUMBERS
----------------	-------------------------------------	------------------------------

Q) Fill in the given boxes using greater than (>), less than (<)



or equal to (=) sign.







CLASS-I

MATHEMATICS
WORKSHEET- 3

MISSING NUMBERS

Q) Write the missing numbers in the blanks.

10 rows of tomato vines, each with 10 tomatoes. The numbers on the tomatoes are as follows:

Row	1	2	3	4	5	6	7	8	9	10
1		2	3		5	6		8	9	
2	11		13		15		17	18		
3		22	23		25	26		28	29	
4	31		33		35		37	38		
5		42	43		45	46		48	49	

GENERAL AWARENESS – LEARNING BY DOING

✚ ACTIVITY: LETS MAKE A FAMILY TREE. (INSTUCTIONS GIVEN BELOW)

- Take an old bowl and fill it with mud.
- Now fix a twig or a branch of a tree on it.
- Draw and cut different colourful flowers and leaves (you can use any colourful sheets / glitter sheets etc.)
- Paste pictures of your family members on those flowers and decorate it with creativity.



✚ OUR SENSE ORGANS:

Q) Read the following words from the help box and write the word under the correct sense organ.

radio	voice	apple	cheese	river
perfume	picture	feather	bark	mint
clouds	flower	potato	cry	hair
chocolat	clay	mountain	soap	hit



see	smell	hear	taste	touch

Q) Complete the faces by drawing the missing part(s).



Q) Find the body parts given below and circle in the crossword.

H	W	E	R	E	Y	E	S
A	F	E	A	R	K	L	M
N	F	T	M	T	Y	I	O
D	R	J	K	O	M	Y	E
A	H	G	H	K	U	U	O
L	E	G	C	N	X	T	L
X	A	N	O	S	E	B	H
Z	D	E	E	L	B	O	W



HAND



LEG



HEAD



MOUTH



EAR



EYES



ELBOW



NOSE

COMPUTER SCIENCE – LEARNING BY DOING

- ✚ **ACTIVITY – Paste the pictures of different places where computers are used on an A4 size sheet and label them. (Picture cut-outs can be taken from magazines, newspapers, old books etc.) For Example: home, office, bank etc.**

Example:



School

- Q) Guess Who am I? Complete the blanks using words from the given help box.**

CPU, SPEAKER, KEYBOARD, MONITOR

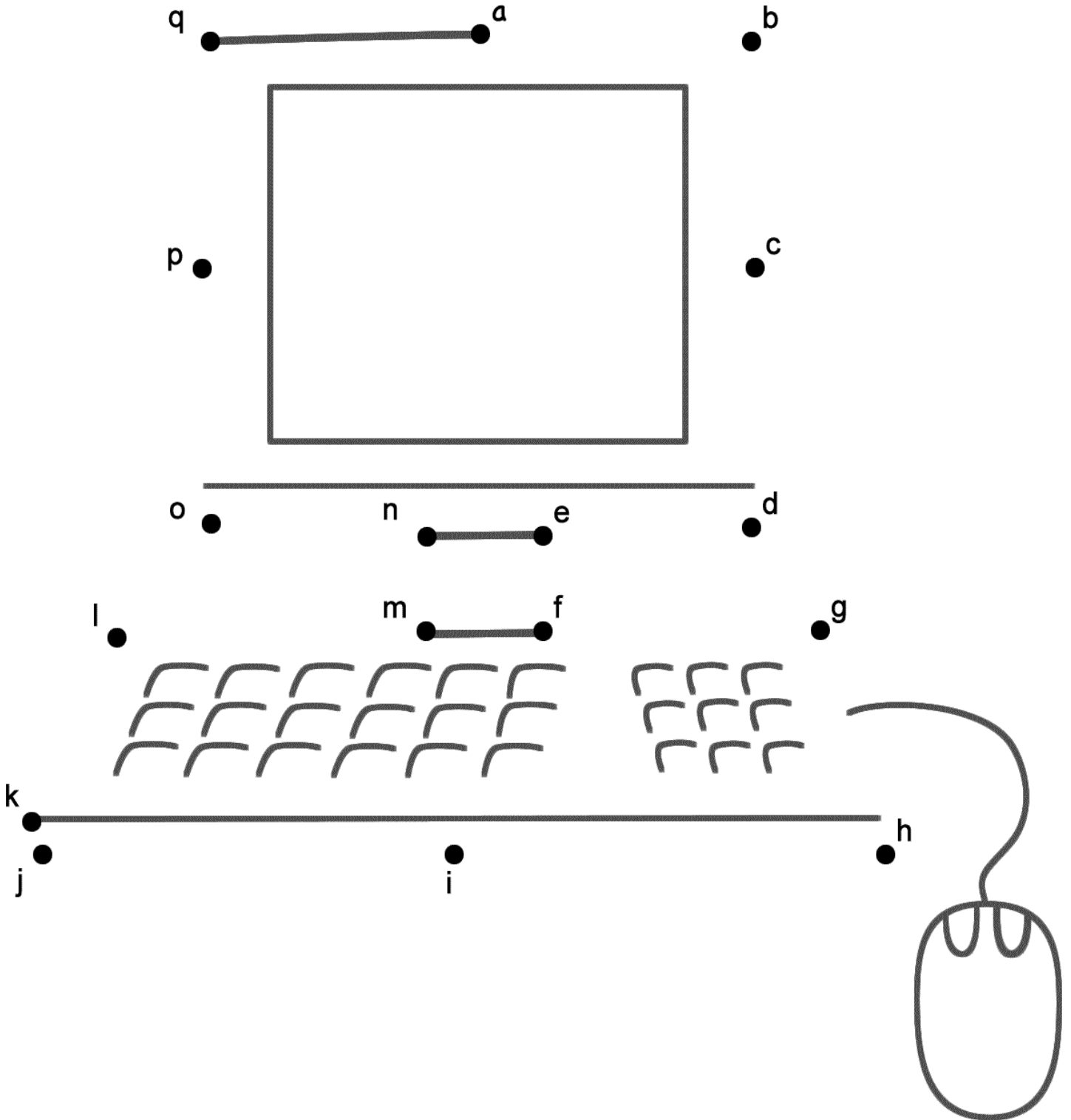
- a. I have keys on me.**

- b. I look like a television.**

- c. I am the brain of the computer.**

- d. I help you to listen to songs.**

Q) Join the dots to make the computer and colour it.



ART AND CRAFT – LEARNING BY DOING

✚ Art and craft helps to express oneself through a creative medium which enables them to value and appreciate cultural artifacts and heritage. Keeping this in mind, a few art and craft activities have been planned for the students as given below.

❖ **Decorate the costume of ‘ANDAMAN AND NICOBAR ISLAND’.**



❖ **Material Required:**

- Shells
- Feathers
- Crayons, Pencil Colour
- Sequins/Colourful beads/mirrors
- Fevicol/Glue

❖ **Method:**

Step 1. Colour the given sheet having the costume of Andaman and Nicobar Island.

Step 2. Decorate the costume with shells, feathers, sequins, beads, mirrors etc. Paste them using fevicol/glue.



❖ Worksheets:

Students need to complete the Art worksheets mentioned below.
Instructions for each worksheet are attached

- Button Pasting Activity
- Pom Pom Pasting
- Round Mirrors and crystal pasting activity
- Stud Pasting

❖ Vibgyor Book:

- Page no 9 – Yummy Fruits.
- Page no 21 – A Camel in the Desert.
- Page no 22 – Water Animals
- Page no 36 – A shining Boat

VIRTUAL TOUR

Virtual trips are highly interactive. They give the students complete freedom to navigate, wander, explore and learn anything at any time. Students can also choose to visit and revisit topics of their interest at their own pace and interest.

Let's start the adventure here!!

- ❖ Take a moment to explore the great outdoors with us. Take part in a virtual nature walk. Then, keep the exploration going by checking out our Adventure Guide for directions on taking a senses walk, a nature photography scavenger hunt and more!

<https://youtu.be/XsqUVRy0MsQ>



- ❖ Environmental pollution is one of the key problems faced in our modern world. Saving energy reduces air pollution and greenhouse gases. The less we pollute our environment, the more we prevent global warming. Let's watch a video and learn some important tips to safeguard our environment which is the basic need of any individual living on this planet earth.

<https://youtu.be/beIXC loW4o>

Happy
Holidays!